

IQ MICRO DW S-LINE QUICK INSTALL GUIDE



STEP
1

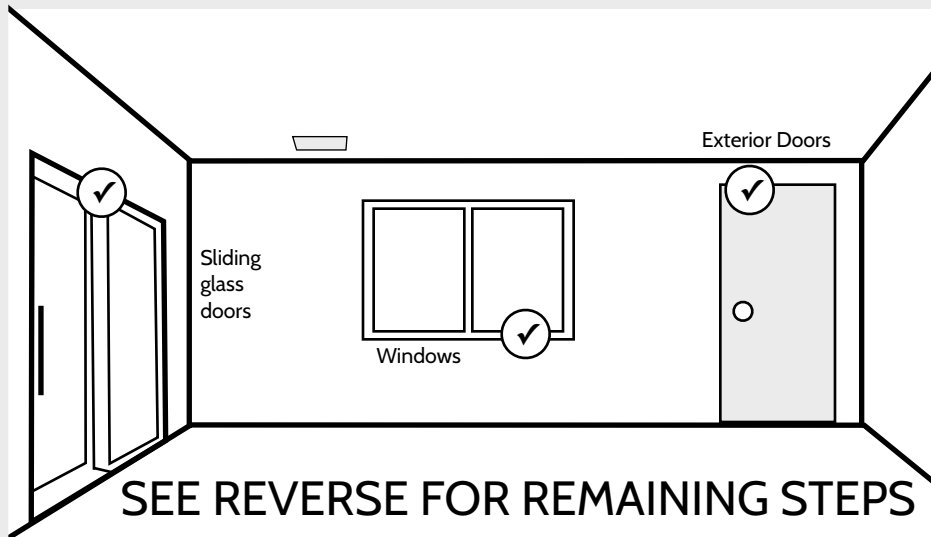
**CHOOSE
INSTALLATION
LOCATION**

Also great for:

Medicine cabinets
Gun safes

Garage doors
Interior doors

SPECIFICATIONS



Sensor: 1.83”H x .87”W x .4”D

Wireless signal range: 600ft (200M), open air.
Code outputs: tamper, tamper restore, alarm, alarm restore, low battery.

Transmitter frequency: SECURE 319.5 MHz (S-Line)
Unique code ID

Supervisory keep-alive interval: 70 minutes.

RF Peak Strength: 69.32 dBμV/m at 3m

Operating Temperature: -10C-50C

Relative Humidity: 5-95% Non-Condensing

Storage Temperature: -40-80C

Replace battery with 3V Lithium (x1).

- (1) -Panasonic CR1632
- Energizer CR1632
- Duracell DL1632

Note: Battery Safety

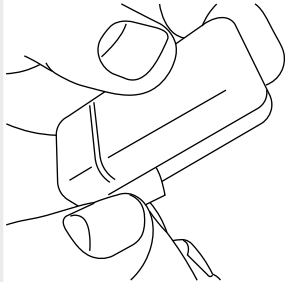
Observe polarity when inserting replacement batteries to avoid damaging the sensor.

Risk of fire, burns and explosion. Do not recharge, disassemble, burn or expose batteries to temperatures above 100C (212F)


Dispose of used batteries properly and in accordance with all local laws. Keep batteries away from children

This is a quick guide for experienced installers only. Refer to <http://dealers.qolsys.com> (login required)

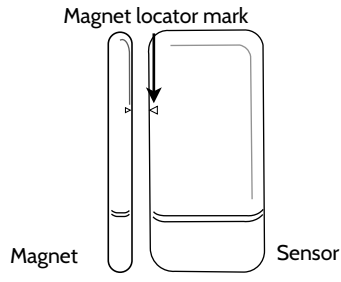
STEP 2 REMOVE BATTERY TABS



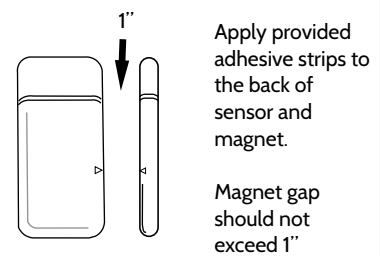
STEP 3 APPLY ADHESIVE



STEP 4 LINE UP SENSOR & MAGNET



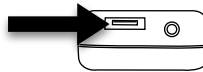
STEP 5 SECURE SENSOR & MAGNET



STEP 6 LEARN INTO PANEL



Place your panel in "autolearn" mode



Open and close the case to "tamper" the device



Customize name and settings as desired and touch "ADD"



Document#: IQ-MICRO-SQG-01-19
Revision#: 1/9/19
Issue Date: JAN 2019
Qolsys Product #: QS1132-840/QS1130-840

Qolsys Inc. proprietary.
Reproduction without permission is not permitted.
FCC ID: 2AAJXQS-IQMICRO
IC: 11205A-QSIQMICRO

GOT QUESTIONS?
CONTACT TECH SUPPORT
TechSupport@Qolsys.com

This device complies with part 15 of the FCC Rules. Operation is subject to the following two conditions: (1) This device may not cause harmful interference, and (2) this device must accept any interference received, including interference that may cause undesired operation. Changes or modifications not expressly approved by the party responsible for compliance could void the user's authority to operate the equipment.

This device complies with Industry Canada licence-exempt RSS standard(s). Operation is subject to the following two conditions: (1) this device may not cause interference, and (2) this device must accept any interference, including interference that may cause undesired operation of the device.

Cet appareil est conforme avec Industrie Canada exempts de licence standard RSS (s). Son fonctionnement est soumis aux deux conditions suivantes: (1) cet appareil ne doit pas provoquer d'interférences et (2) cet appareil doit accepter toute interférence, y compris celles pouvant causer un mauvais fonctionnement de l'appareil.