

SONOFF

S31 Lite zb

User manual V1.0



Zigbee Smart Plug US Type

Operating Instruction

1 Download the APP

Please refer to the user guide of hub to download the corresponding APP, below platforms are recommended:



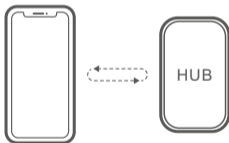
SmartThings



Amazon Alexa

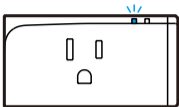
2 Hub connection

Set the hub according to user guide.



- ⓘ Support ZigBee hubs as follow:
echo studio
Echo Plus (model: ZE39KL)
2nd Gen Echo Show (model: DW84JL)
2nd Gen Echo Plus (model: L9D29R)
Samsung SmartThings hub
- ⓘ If the connection fails, please move the hub closer to your phone and try again.

3 Power on



After powering on, the device will enter the pairing mode during the first use and the LED signal indicator flashes.

- ⓘ The device will exit the pairing mode if no next operation for a long time. If enter again, please long press the manual switch for 5s until the LED signal indicator flashes and release.

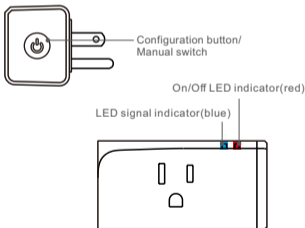
4 Add the device

Add devices according to the prompt on the APP, note that you should choose eWeLink or SONOFF.

Specifications

Model	S31 Lite zb
Input	120V AC 60Hz
Output	120V AC 60Hz
Max. Load	15A/1800W
ZigBee	IEEE 802.15.4 2.4GHz
Material	PC V0
Dimension	76x40x33mm

Product Introduction



Features

S31 Lite zb is a smart Plug that adopts ZigBee wireless protocol and connect to your internet through the ZigBee hub. You can turn on/off, schedule on/off and share the device with your family to control together and so on.



Remote Control



Timing Schedule



Voice Control



Share Control



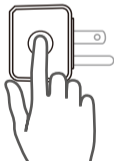
Smart Scene



LAN Control

Factory Reset

Long press the configuration button for 5s until the LED signal indicator flashes and release, then the reset is successful. The device enters pairing mode.



ⓘ If pair the device with hub again, please reset the device to factory default.

FCC Warning

Changes or modifications not expressly approved by the party responsible for compliance could void the user's authority to operate the equipment.

This device complies with part 15 of the FCC Rules. Operation is subject to the following two conditions: (1) This device may not cause harmful interference, and (2) this device must accept any interference received, including interference that may cause undesired operation.

FCC Radiation Exposure Statement:

This equipment complies with FCC radiation exposure limits set forth for an uncontrolled environment. This equipment should be installed and operated with minimum distance 20cm between the radiator & your body. This transmitter must not be co-located or operating in conjunction with any other antenna or transmitter.

Note: This equipment has been tested and found to comply with the limits for a Class B digital device, pursuant to part 15 of the FCC Rules. These limits are designed to provide reasonable protection against harmful interference in a residential installation. This equipment generates, uses and can radiate radio frequency energy and, if not installed and used in accordance with the instructions, may cause harmful interference to radio communications. However, there is no guarantee that interference will not occur in a particular installation. If this equipment does cause harmful interference to radio or television reception, which can be determined by turning the equipment off and on, the user is encouraged to try to correct the interference by one or more of the following measures:

- Reorient or relocate the receiving antenna.
- Increase the separation between the equipment and receiver.
- Connect the equipment into an outlet on a circuit different from that to which the receiver is connected.
- Consult the dealer or an experienced radio/TV technician for help.

Scan the QR code to read the voice control instruction for Amazon Echo and Google Home.



Scan the QR code or visit the website (<https://www.sonoff.tech/usermanuals>) to check the latest user manual.

SONOFF

Shenzhen Sonoff Technologies Co., Ltd.
Room 1001, 10F, Building 8, Lianhua Industrial Park,
Longyuan Road, Longhua District, Shenzhen, GD,
China

<https://sonoff.tech>

MADE IN CHINA



LIKE IT!

Glad to know you are satisfied with SONOFF products. It would mean a lot to us if you can take a minute to share your buying experience.



Share it on Amazon



Share it on your social media



Share it with your friends and family

Get the latest news by following us:

**New arrival
Promotion
How-to videos**

HAVE A PROBLEM?

We are so sorry for the inconvenience caused by the product.

Please contact us for help via the email address below.



support@itead.cc

We will get back to you as soon as possible.



YouTube



facebook